

# Radisson

MINING RESOURCES

TSXV: RDS  
OTCQB: RMRDF



# CAUTIONARY STATEMENT REGARDING FORWARD-LOOKING INFORMATION

---

Except for historical information certain statements included in this presentation are forward-looking statements within the meaning of Canadian securities laws. Such statements may include words such as "Anticipates", "schedule", "projects", "plans", "targets", "programs", "continues", "estimates", "could", "should", "would" or "will". Forward-looking statements made in this presentation involve significant risks and uncertainties. These risks and uncertainties include the inherent risks involved in the exploration and development of mineral properties. the uncertainties involved in interpreting drilling results and other geological data. fluctuating metal prices. the possibility of project cost overruns or unanticipated costs and expenses. uncertainties relating to the availability and costs of financing needed in the future. and other factors. The Corporation disclaims any intention or obligation to update forward-looking statements if circumstances or management's estimates or opinions should change. The reader is cautioned not to place undue reliance on forward-looking statements.

All references to currency made in this presentation are in Canadian dollars unless otherwise stated.

Vivien Janvier, P.Geo., Ph. D., Director, Geology acts as a Qualified Person as defined in National Instrument 43-101 and has reviewed and approved the technical information in this presentation.

# THE O'BRIEN MINE: RICHEST MINE BY GRADE IN QUEBEC



**Historical production of 587,121 oz  
from 1926 - 1957**

**1.2 million tonnes at 15.25 Au g/t<sup>1</sup>**

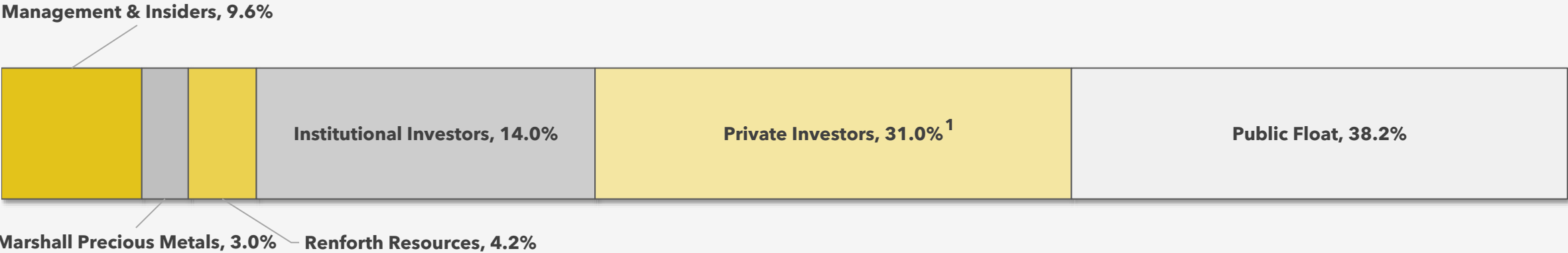


# CAPITALIZATION

**\$45.0 Million**  
Market Capitalization  
As of February 28, 2023

**\$2.8 Million**  
Cash Position  
Estimated as of February 28, 2023

**284.9 Million**  
Shares Outstanding  
As of February 28, 2023



**TSXV: RDS**  
**OTCQB: RMRDF**

### Analyst Coverage



**LAURENTIAN  
BANK**

Ryan Hanley  
(647) 252-5607  
[HanleyR@lb-securities.ca](mailto:HanleyR@lb-securities.ca)  
Target Price: \$0.55



Felix Shafigullin  
(647) 428-8293  
[fshafigullin@viicapital.com](mailto:fshafigullin@viicapital.com)  
Target Price: \$0.30

1. Private Investors comprise 30 investors

- We understand that we are part of a broader socio-economic eco-system and we have an important part to play, to make a difference and help build a sustainable future with the smallest footprint possible.
- We focus on Stakeholder Management: we are working on developing a shared value model, focussing on building positive working relationships, with a shared vision focussing on benefits for all of our stakeholders and shareholders.
- « Safety First » is our priority for everyone involved on our projects. In 2022 we are proud to share that we had zero HSEC accidents or incidents.
- The environment in which we operate is precious: RDS is working towards completing its Ecologo© certification, targeted for April 2023.
- As RDS moves forward, it will update and complete its policies and systems, to be aligned with best-in-class practices.

# MANAGEMENT



**DENIS LACHANCE**

**Chairman of the board, Interim President & CEO**

40+ years mining experience | Executive positions with Koniambo Nickel, Xstrata Nickel, Noranda | Senior positions with TVX (Casa Berardi), Agnico Eagle (Goldex, Joutel).



**VIVIEN JANVIER, P.Geo, Ph. D.,**

**Director, Geology**

+10 years of mining/exploration experience | Previously Senior Project Geologist, 3D modelling at Goldspot | Involved in numerous discoveries including Keats high-grade (Newfound Gold)



**HUBERT PARENT-BOUCHARD**

**Chief Financial Officer**

12 years accounting/finance/mining experience | Treasurer & Director, CIM Rouyn-Noranda branch



**SYLVAIN DOIRE**

**Environment and Sustainable Development Director**

30 years of experience, 10 years at the Ministry of Environment, Quebec | Former Environment Coordinator for Agnico Eagle (Meadowbank and Méliadine), Falco Resources

# BOARD OF DIRECTORS



**DENIS LACHANCE**

**Chairman of the board, Interim President & CEO**

40+ years mining experience | Executive positions with Koniambo Nickel, Xstrata Nickel, Noranda | Senior positions with TVX (Casa Berardi), Agnico Eagle (Goldex, Joutel).



**PIERRE BEAUDOIN**

**Director**

30+ years of mining experience | COO of SilverCrest Metals Inc. | Former COO (2013-2017) of Detour Gold



**MICHAEL GENTILE, CFA**

**Director, Strategic Advisor**

20 years capital markets experience | Founding Partner and Senior PM at Bastion asset management | 20+ years as an active/successful mining investor



**JEFF SWINOGA, CPA, MBA**

**Director**

25+ years of mining industry experience | President, CEO & Director of Exploits Discovery Corp. | Previously National Mining and Metals Co-Leader at Ernst & Young Canada | Director, PDAC



**SIRI C. GENIK**

**Director**

25+ years working on major capital projects worldwide | Previously with BHP Canada as Head of Project Services, Glencore (Xstrata) | PDAC Co-chair of the Sustainability and Lands and Regulations Committees



**DENIS BOIS**

**Director**

40+ years of mining experience | URSTM Director (1989 to 2017) | Director, Board of Fonds de solidarité FTQ A-T

# GEOLOGIC SETTING

- Hosting +100 million ounces the **Abitibi greenstone belt** straddling the border between Ontario and Quebec in eastern Canada, is one of the **largest and best-preserved Neoproterozoic greenstone belts** in the world.
- The southern portion of the Abitibi greenstone belt is marked by **the Larder-Lake-Cadillac Break**.
- **The O'Brien gold** project straddles the deep-seated structure over **5.2km and covers 13.5 km** in the underexplored Pontiac Group.

**World-class** high-grade Archean gold deposits:

## Red Lake mine - Red Lake



**+6.5M oz Au produced<sup>1</sup>**

## Macassa mine - Kirkland Lake



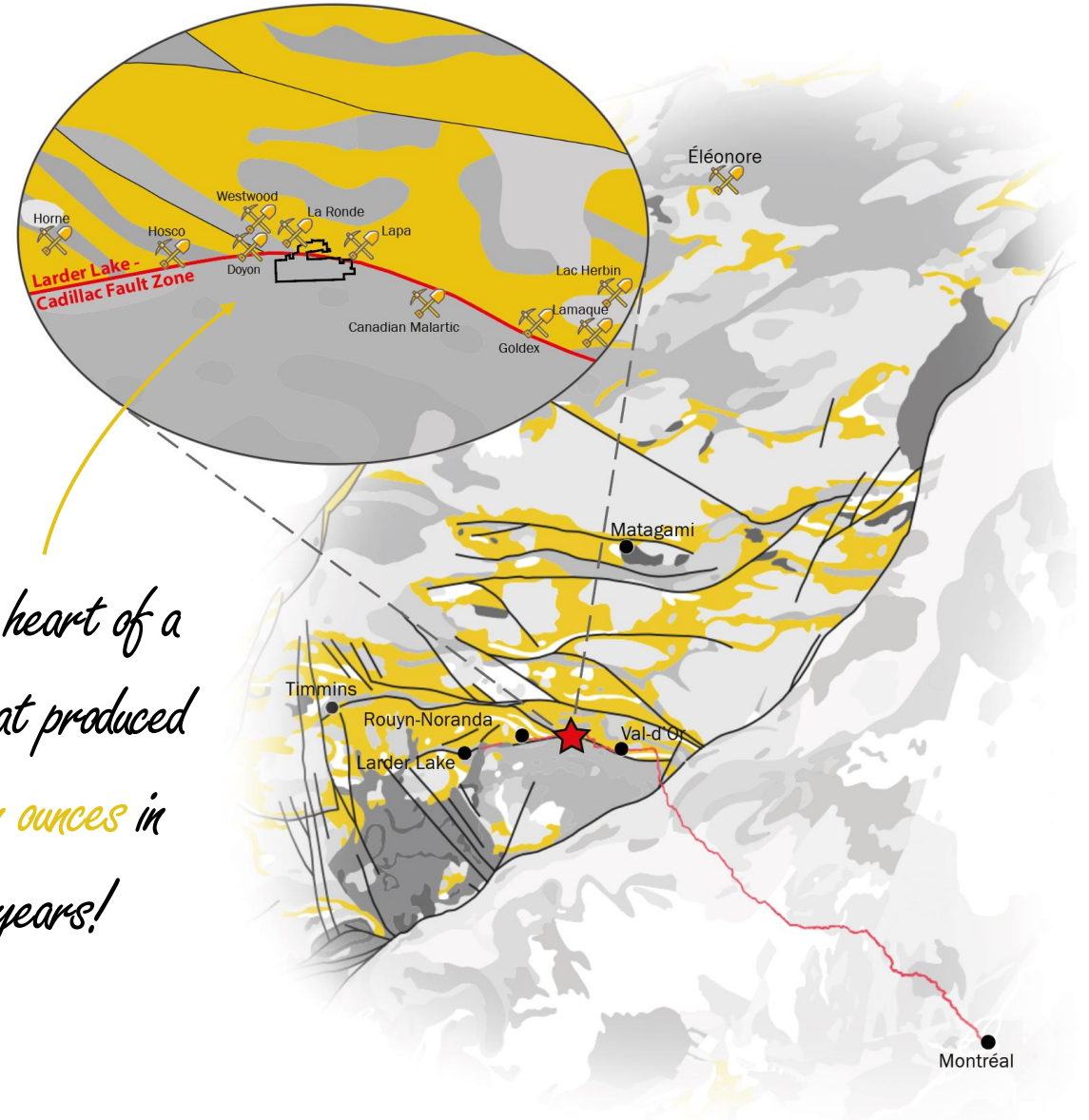
**+6.5M oz Au produced<sup>2</sup>**

## Doyon mine - Rouyn-Noranda

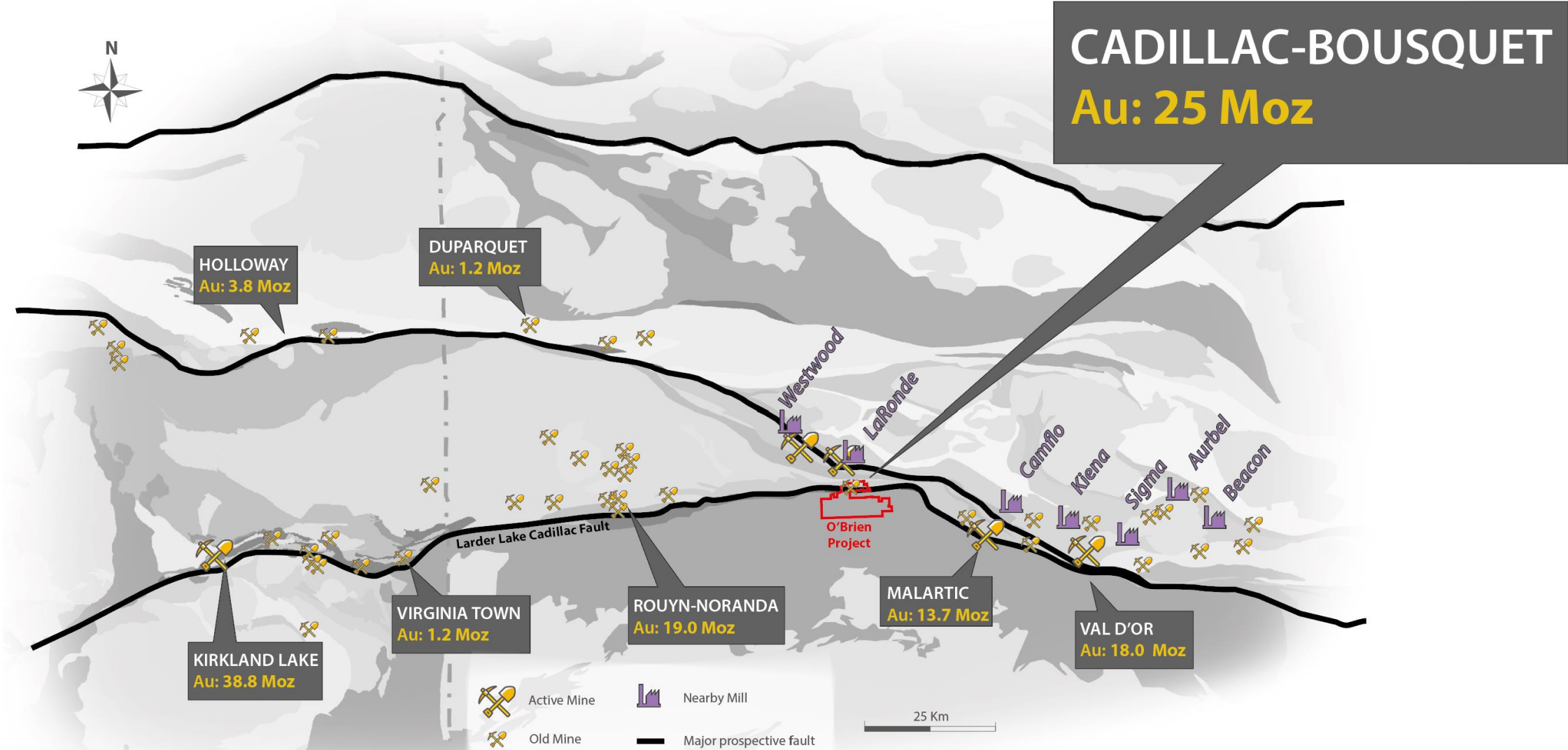


**+5.3M oz Au produced<sup>3</sup>**

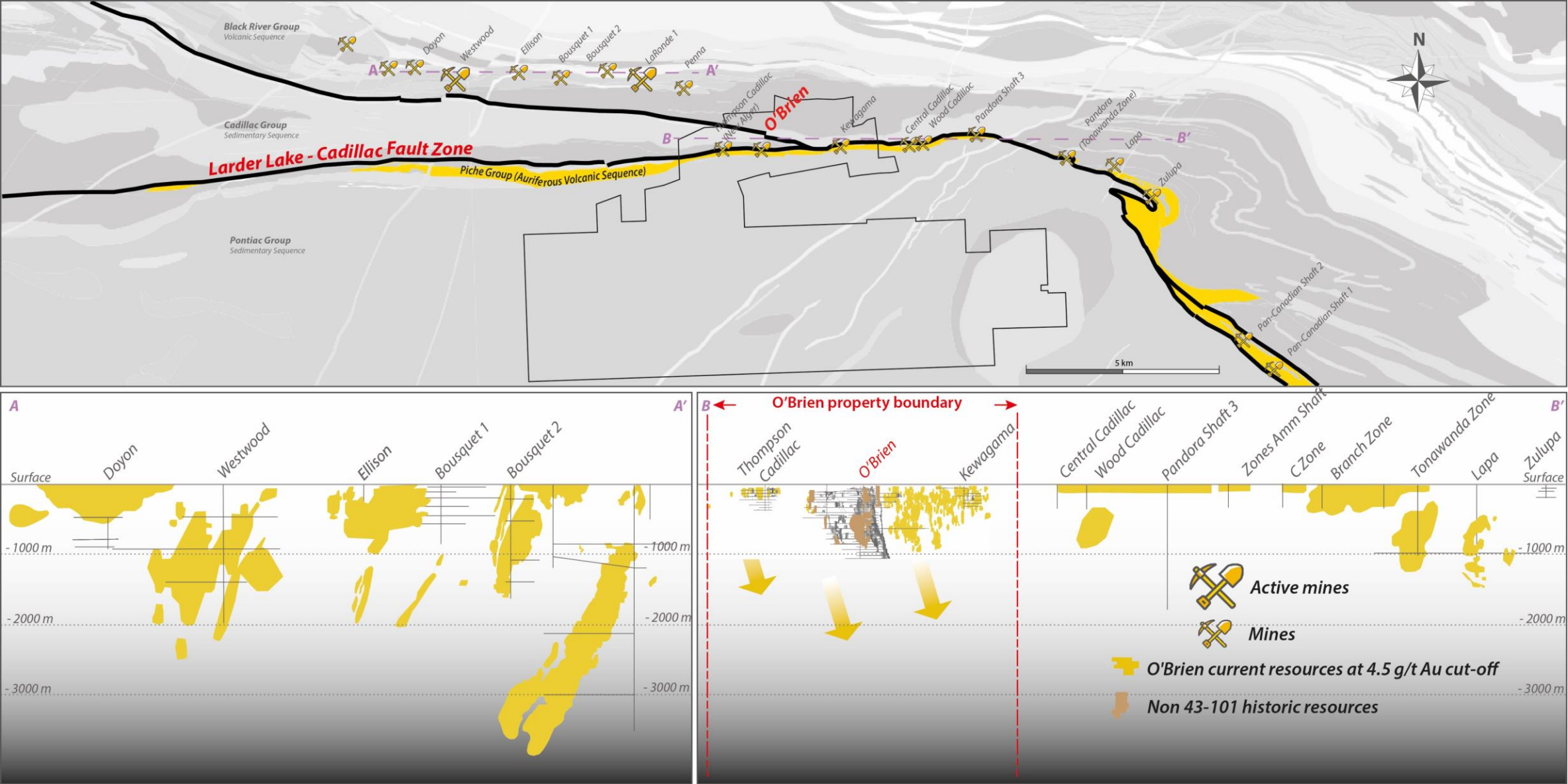
*Located in the heart of a mining camp that produced over 25 million ounces in the last 100 years!*



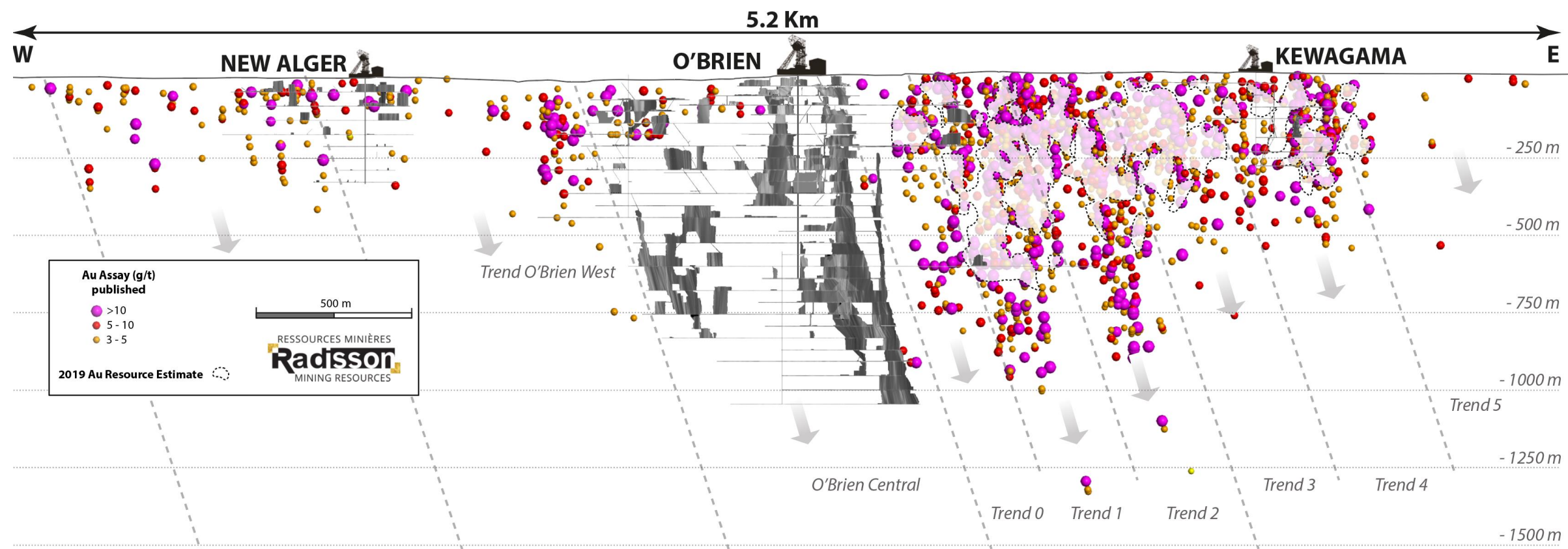
# CADILLAC MINING CAMP GEOLOGICAL MAP



# CADILLAC MINING CAMP GEOLOGICAL MAP

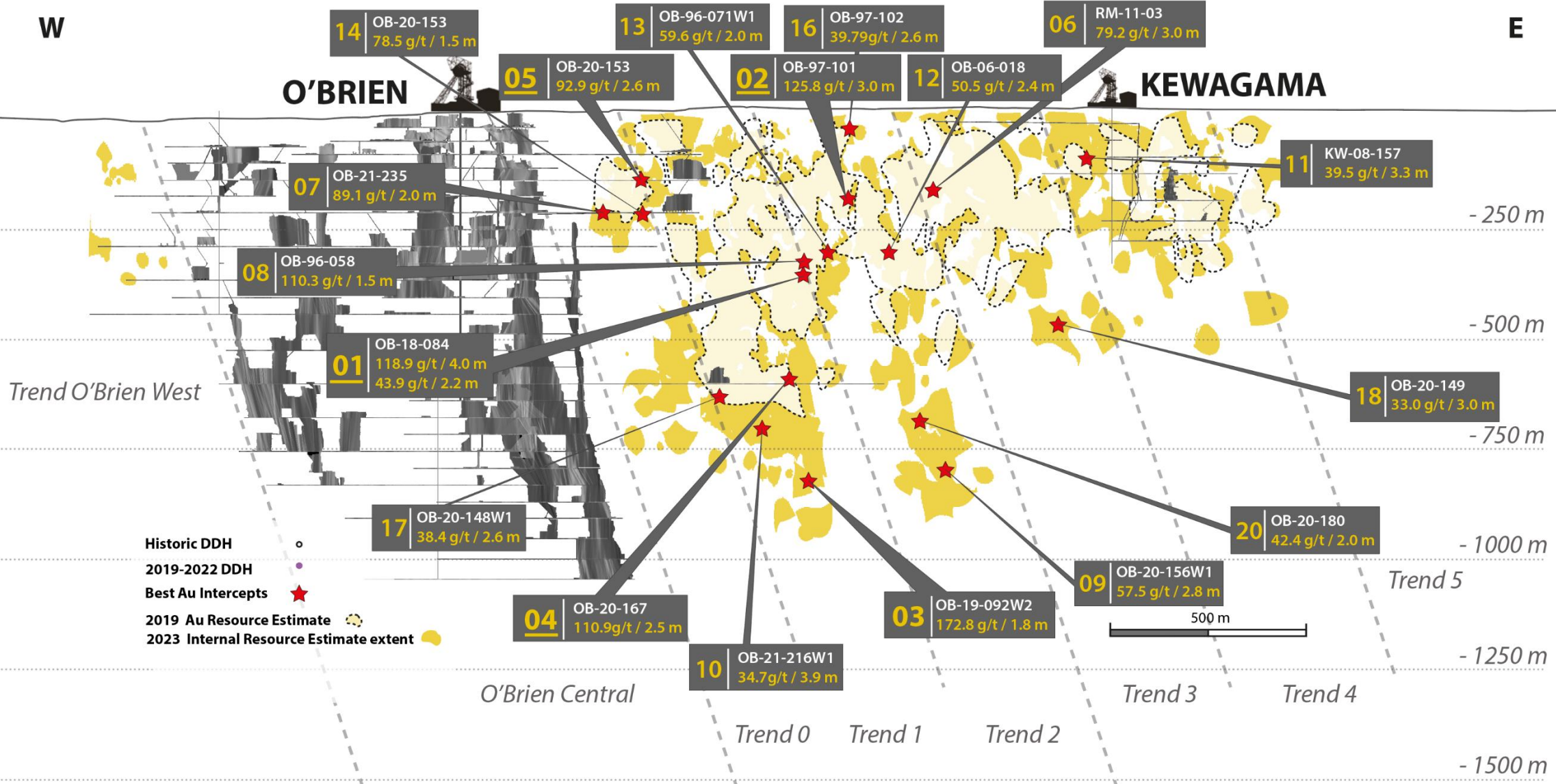


# 127,600 METERS DRILLED SINCE 2019

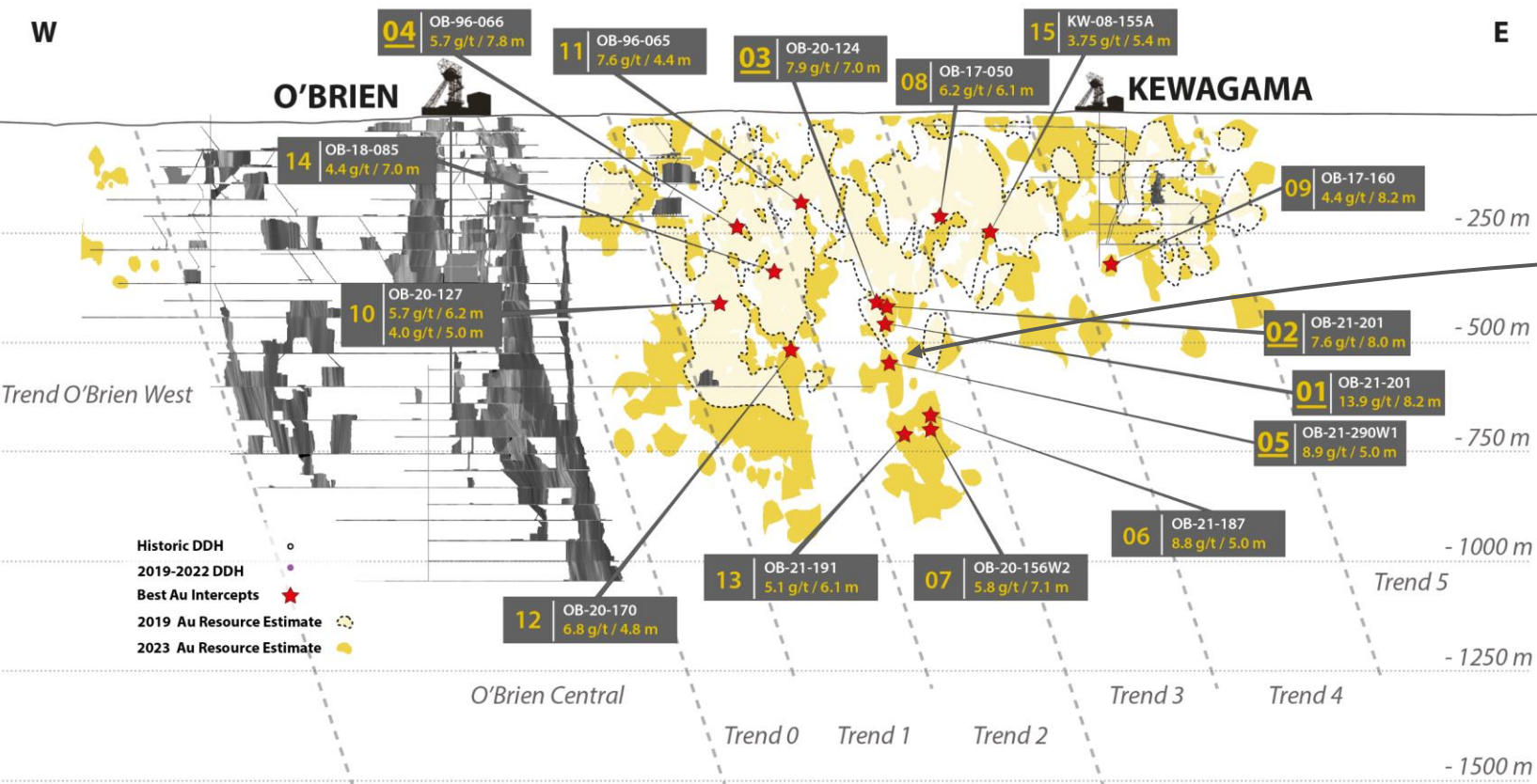


Sector / Trend	Published results (m)	# holes published	Number of published intercepts grading,					
			>3 g/t Au	>5 g/t Au	>10 g/t Au	>15 g/t Au	>20 g/t Au	>25 g/t Au
O'Brien West	5,700	11	5	3	1	1	1	1
Trend #0	18,200	37	27	17	8	4	4	4
Trend #1	42,200	77	74	60	27	15	8	7
Trend #2	33,200	61	57	45	19	11	7	4
Trend #3	16,200	40	30	20	11	6	3	1
Trend #4	8,500	19	11	8	2	1	1	1
Trend #5	3,600	11	4	4	2	1	1	1
Total	127,600	256	208	157	70	39	25	19

# TOP 20 INTERCEPTS ON EAST O'BRIEN

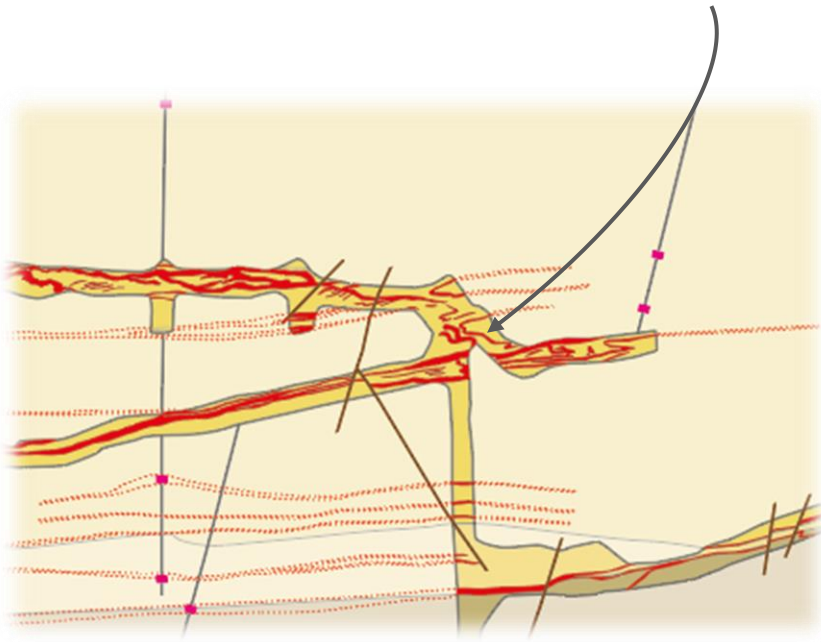
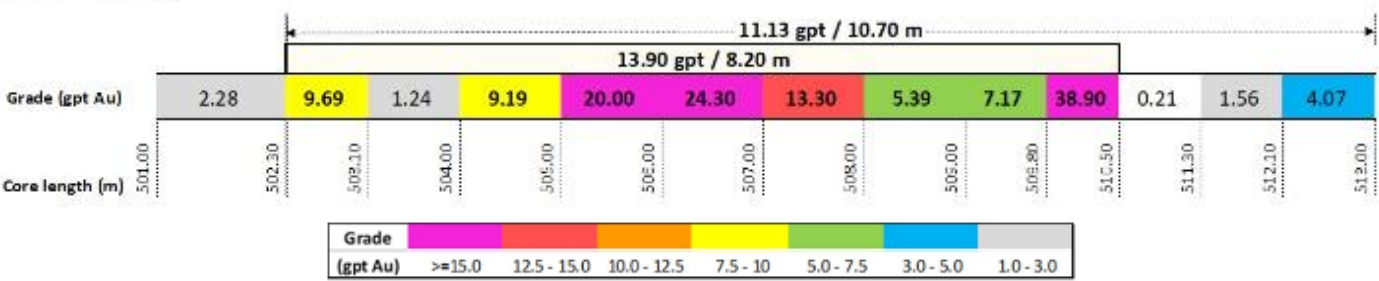


# VEINS CONTINUITY SHOWING IMPRESSIVE THICKNESS LOCALLY



*Veins can be thick such as 8 m of continuous high grade !*

**OB-21-201**

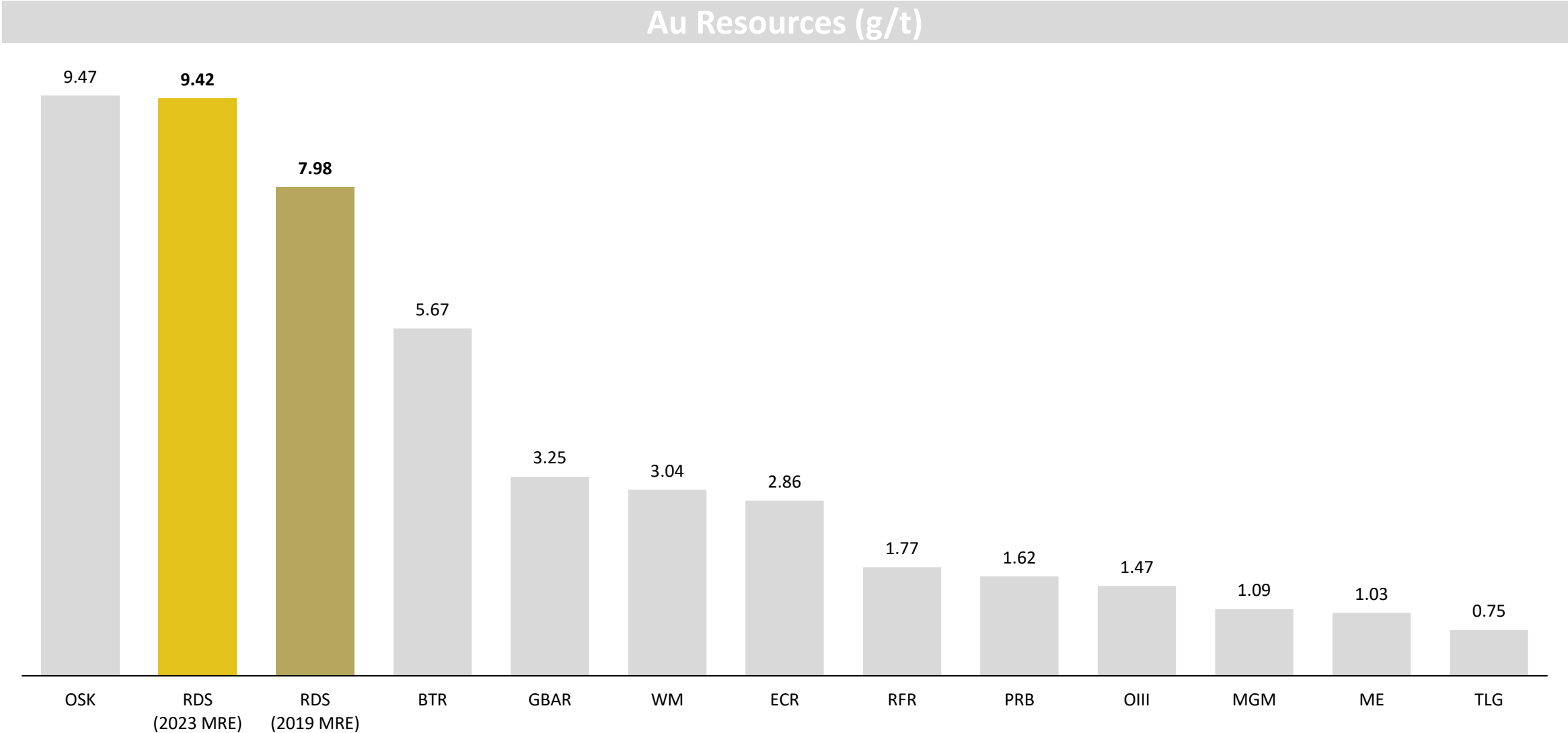


# 2023 O'BRIEN RESOURCE – BASED ON ~299,200 M OF DRILLING



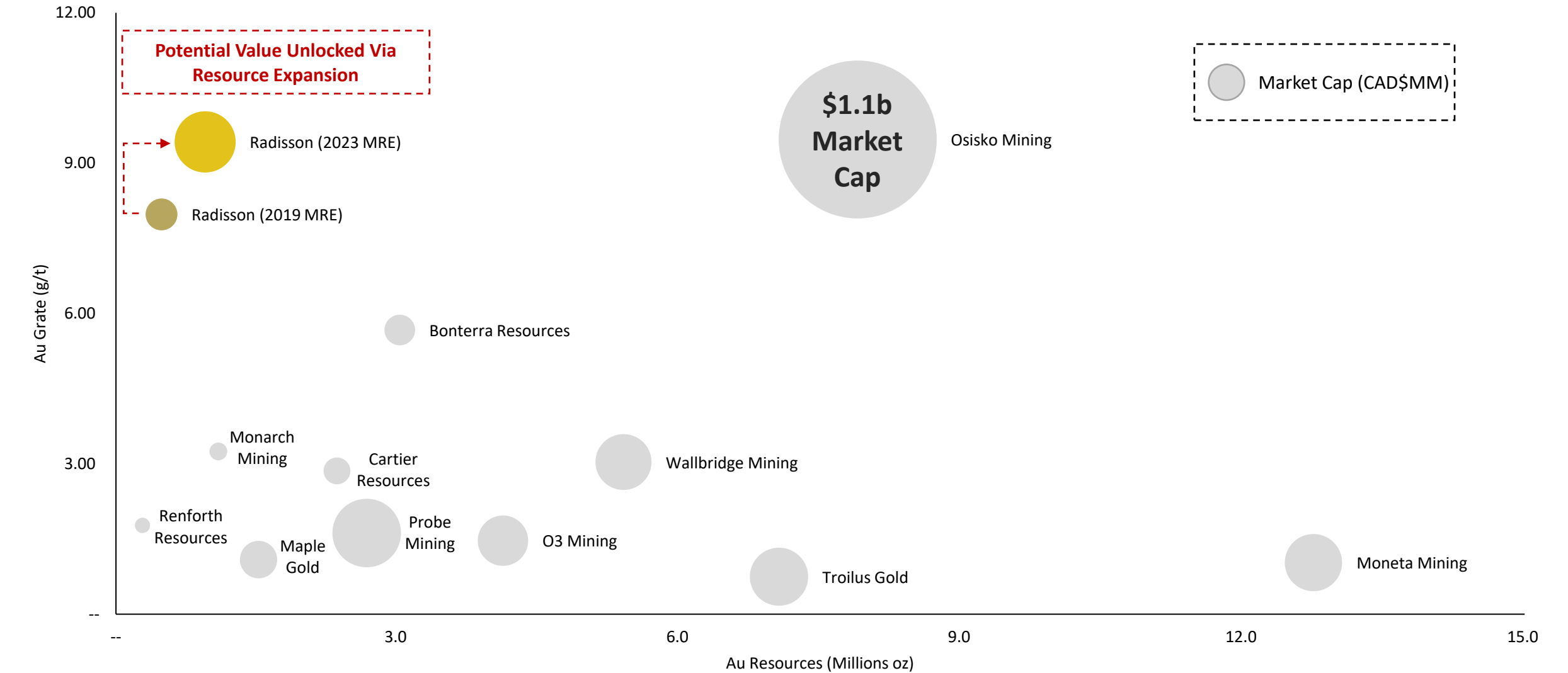
Cut-off Grade		Indicated resources			Inferred resources		
	O'Brien deposit <sup>1</sup>	Tonnage	Grade	Metal	Tonnage	Grade	Metal
	Resource date	(t)	(g/t Au)	(oz Au)	(t)	(g/t Au)	(oz Au)
4.5 g/t Au	July 2019	1,115,000	8.85	318,000	777,000	6.73	168,000
	March 2023	1,517,000	10.26	501,000	1,616,000	8.64	449,000
	Increase	+402,000	+1.41	+183,000	+839,000	+1.91	+281,000
		+36%	+16%	+58%	+108%	+28%	+167%
3.0 g/t Au	July 2019	1,906,000	6.67	409,000	1,500,000	5.29	255,000
	March 2023	2,118,000	8.46	576,000	3,668,000	5.79	683,000
	Increase	+212,000	+1.79	+167,000	+2,168,000	+0.51	+428,000
		+11%	+27%	+41%	+144%	+10%	+168%

# MRE 2023 COMPARABLES



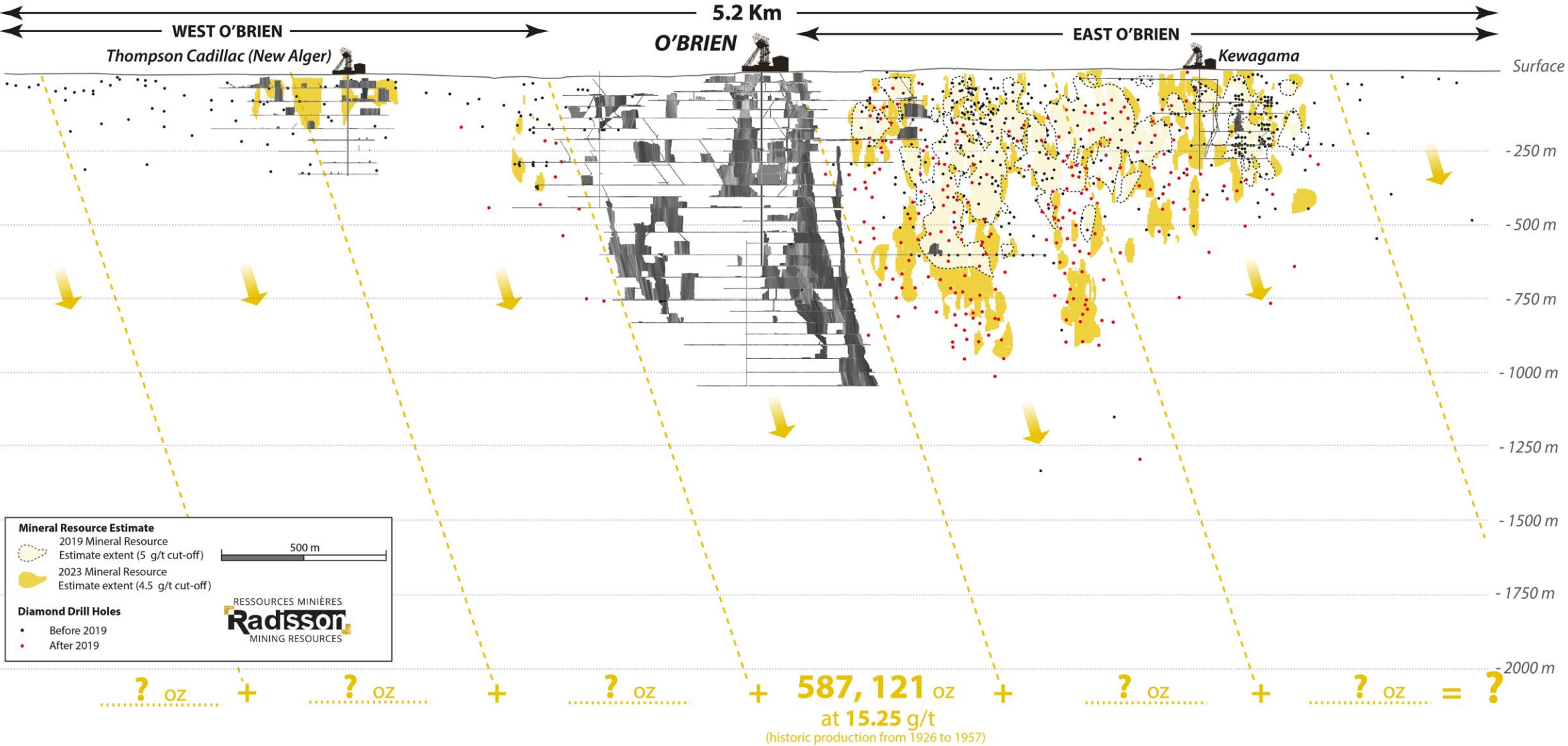
Source: Company disclosure, Thomson Reuters  
Note: Global resource grade used

# MRE 2023 COMPARABLES

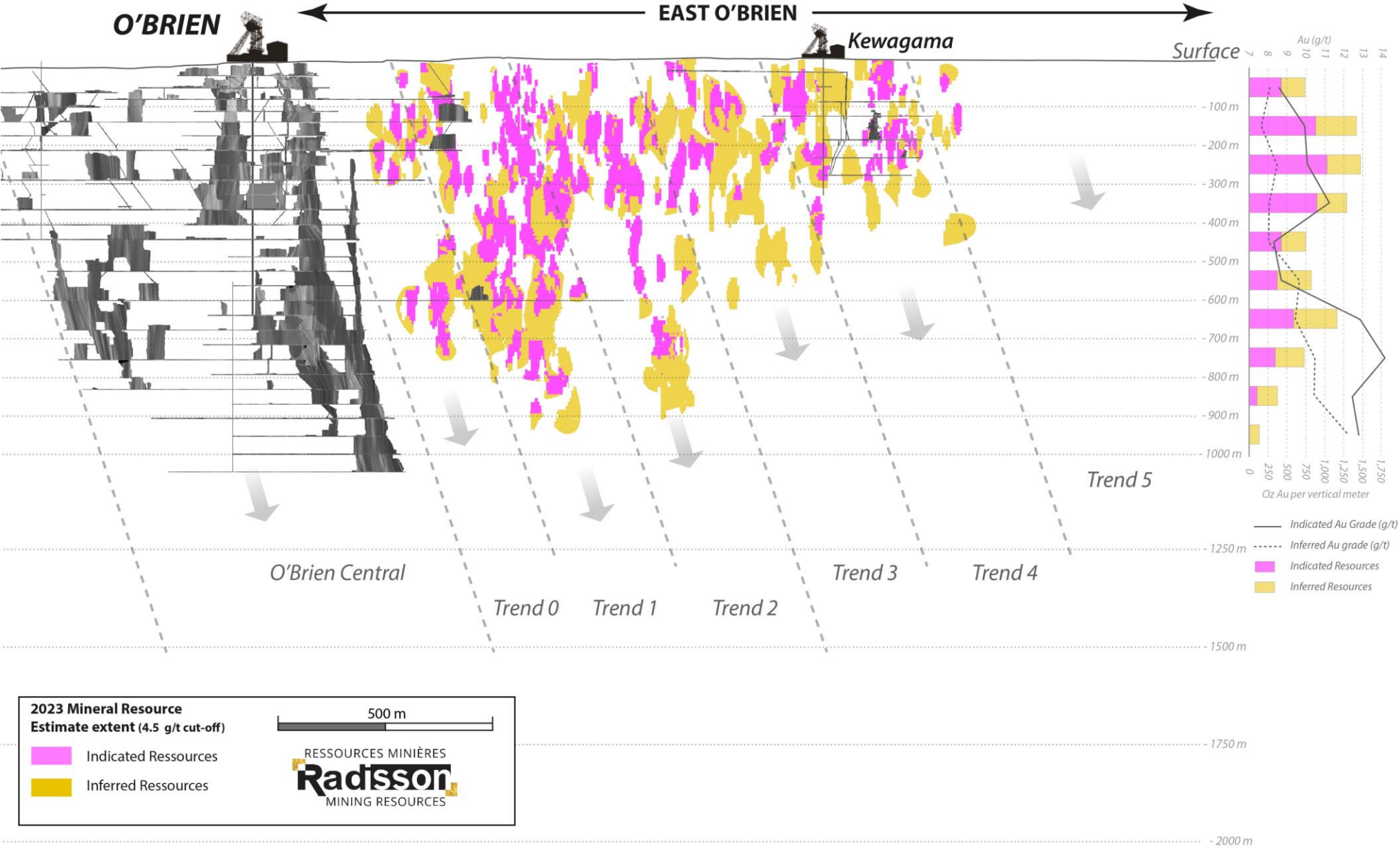


Source: Company disclosure, Thomson Reuters  
Note: Global resource metrics used

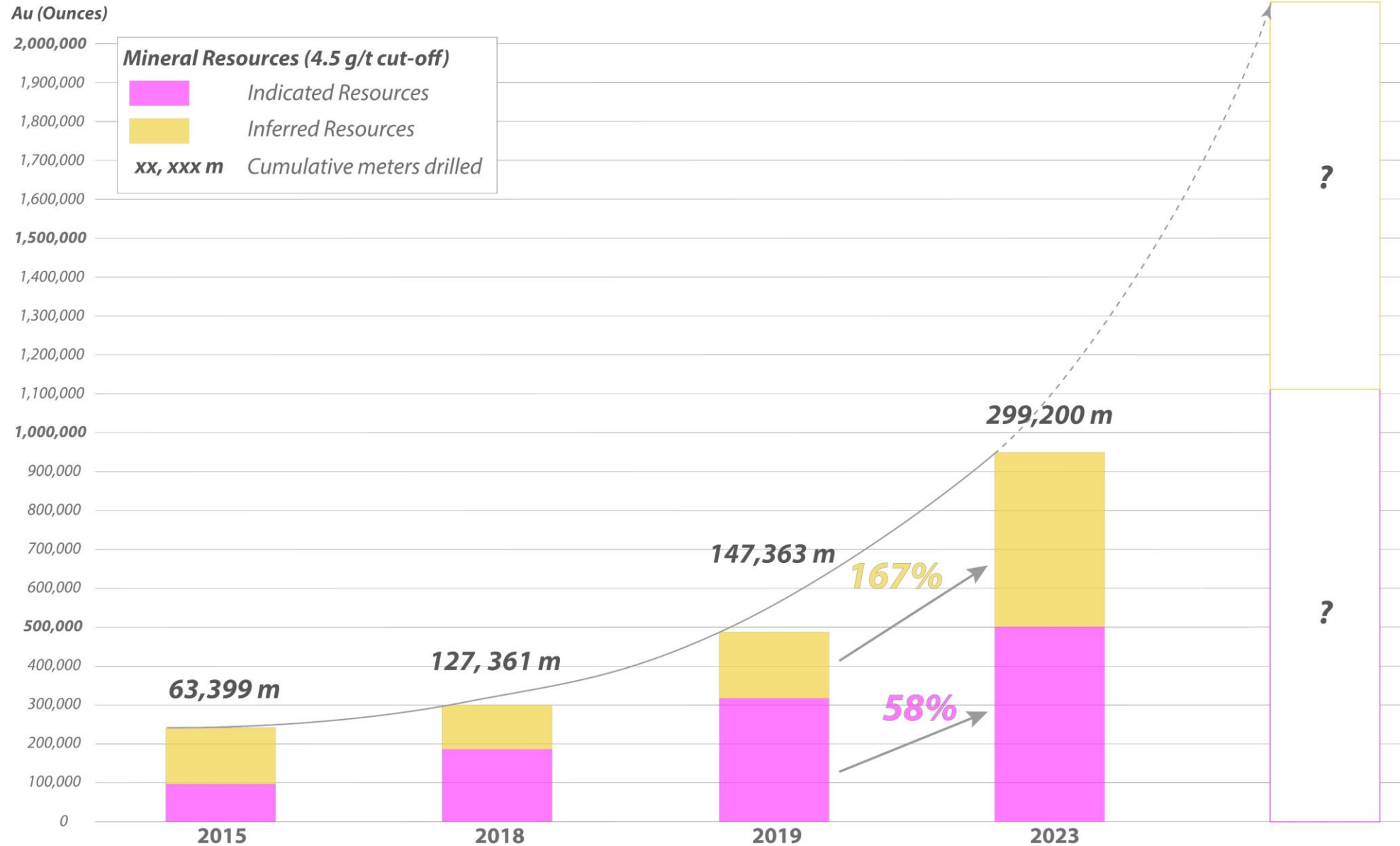
# 2023 MRE FOOTPRINT COMPARED TO 2019



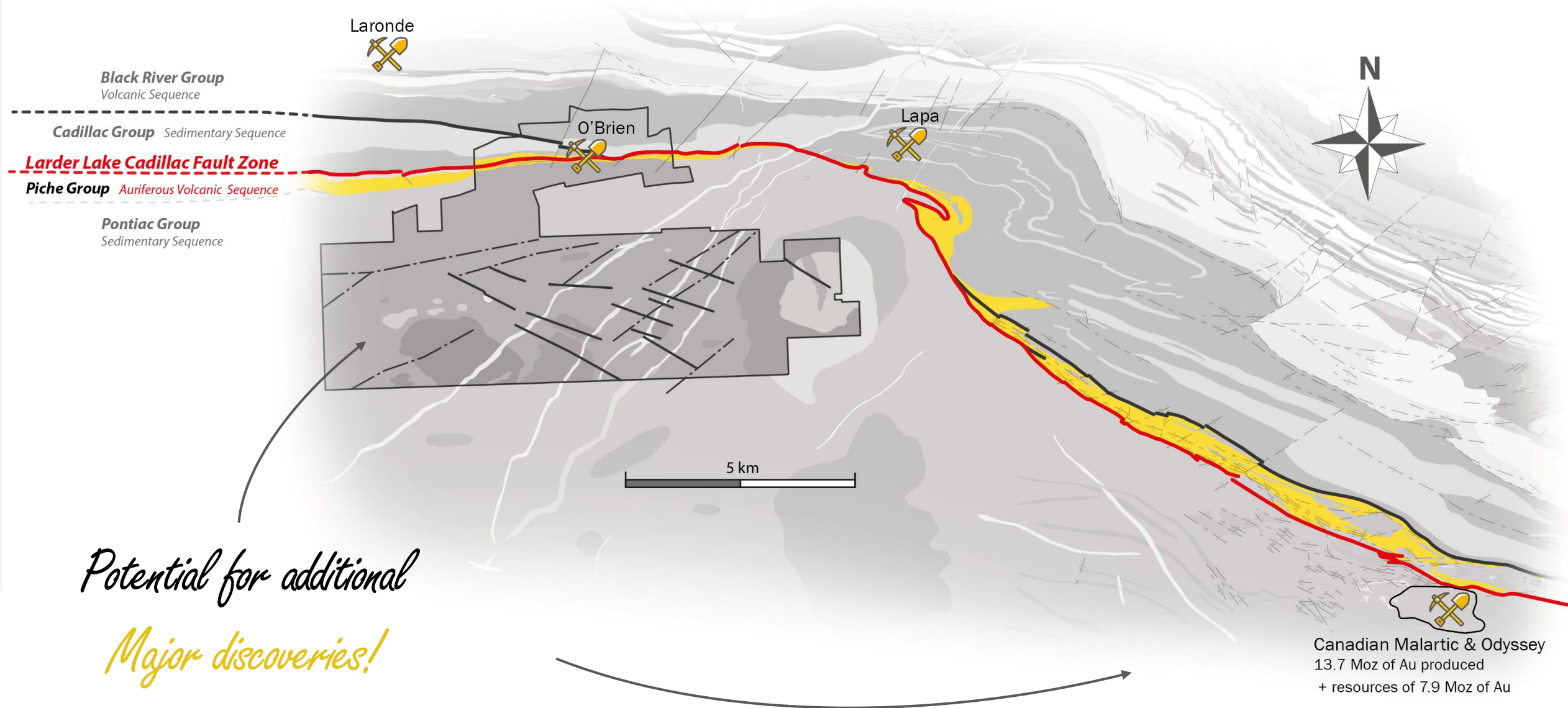
# 2023 MRE – O’Brien East



# + 235,000 M ADDED TO MRE SINCE 2016



# CADILLAC MINING CAMP GEOLOGICAL MAP



# INVESTMENT HIGHLIGHTS

- ✓ **Abitibi-Témiscamingue, Quebec - Tier 1 jurisdiction**
  - Stable jurisdiction
  - Home of best-in-class operators (AEM, IMG, WDO, ELD)
- ✓ **Infrastructures**
  - Excess milling capacity within and in neighbouring camps
  - Advantageous exploration costs driven by easily accessible site
  - Hydropower, potable water and infrastructures in place
- ✓ **One of the highest-grade undeveloped gold projects in Canada**
  - Clear upside potential outside current resources
- ✓ **Experienced leadership from Board to management level**
  - Combination of human, technical and capital markets expertise
  - Aligned with shareholders with 9.6% Insider ownership
- ✓ **Compelling entry point at current valuation**
  - + \$30M invested at O'Brien in last 3 years / Current market cap: \$45.0M





---

**Denis V. Lachance**

Interim President & CEO

[dlachance@radissonmining.com](mailto:dlachance@radissonmining.com)

**Hubert Parent-Bouchard**

Chief Financial Officer

[hpbouchard@radissonmining.com](mailto:hpbouchard@radissonmining.com)

**Investors inquiries**

1.819.763.9969

[ir@radissonmining.com](mailto:ir@radissonmining.com)

---

**Radisson Mining Resources Inc.**

50 rue du Petit-Canada

Rouyn-Noranda, Qc JOY 1C0

[www.radissonmining.com](http://www.radissonmining.com)



# 2023 SENSITIVITY TABLE AT OTHER CUT-OFF

Cut-off Grade	Indicated resources			Inferred resources		
	Tonnage	Grade	Metal	Tonnage	Grade	Metal
	(t)	(g/t Au)	(oz Au)	(t)	(g/t Au)	(oz Au)
<b>6.0 g/t Au</b>	1,012,000	12.80	417,000	945,000	11.12	338,000
<b>5.0 g/t Au</b>	1,313,000	11.12	470,000	1,334,000	9.46	406,000
<b>4.5 g/t Au</b>	<b>1,517,000</b>	<b>10.26</b>	<b>501,000</b>	<b>1,616,000</b>	<b>8.64</b>	<b>449,000</b>
<b>4.0 g/t Au</b>	1,770,000	9.40	535,000	2,007,000	7.78	502,000
<b>3.5 g/t Au</b>	2,065,000	8.59	571,000	2,522,000	6.96	564,000
<b>3.0 g/t Au</b>	2,118,000	8.46	576,000	3,668,000	5.79	683,000

*\*All Indicated and Inferred resources classified at Cut-off-grade of 4.5 g/t Au*

# TOP 5 INTERCEPTS PER TREND FROM 122,600 M PUBLISHED

Trend #0 - 37/37 holes published				Trend #1 - 77/77 holes published				Trend #2 - 51/61 holes published			
Hole ID	Core Length (m) <sup>1</sup>	Au (g/t) <sup>2</sup>	Metal factor <sup>3</sup>	Hole ID	Core Length (m) <sup>1</sup>	Au (g/t) <sup>2</sup>	Metal factor <sup>3</sup>	Hole ID	Core Length (m) <sup>1</sup>	Au (g/t) <sup>2</sup>	Metal factor <sup>3</sup>
OB-20-153	2.6	92.9	242	OB-19-92w2b	4.7	66.7	314	OB-20-156W1	2.8	57.5	161
OB-21-235	3.0	59.8	179	OB-20-167	2.5	110.9	277	OB-20-156	21.2	6.9	146
OB-20-168	8.0	14.9	119	OB-21-216W1	3.9	34.7	135	OB-21-201	10.7	11.1	119
OB-20-153	2.5	47.1	118	OB-20-148W1	2.2	45.3	100	OB-20-180	5.0	18.4	92
OB-21-221W3	2.0	37.9	76	OB-20-127	32.2	3.1	99	OB-20-135	4.4	18.2	80

Trend #3 - 40/40 holes published				Trend #4 - 19/19 holes published				O'Brien West 11/11 holes published			
Hole ID	Core Length (m) <sup>1</sup>	Au (g/t) <sup>2</sup>	Metal factor <sup>3</sup>	Hole ID	Core Length (m) <sup>1</sup>	Au (g/t) <sup>2</sup>	Metal factor <sup>3</sup>	Hole ID	Core Length (m) <sup>1</sup>	Au (g/t) <sup>2</sup>	Metal factor <sup>3</sup>
OB-20-149	2.1	45.9	96	OB-21-241	2.0	31.6	63	OB-21-250	2.0	38.3	77
OB-21-206	2.0	24.8	50	OB-21-228	2.4	13.8	33	OB-21-186	5.3	5.2	28
OB-21-207	4.4	10.0	44	OB-22-298	2.2	8.7	19	OB-21-250	2.0	5.8	12
OB-20-146	2.0	21.3	43	OB-21-228	1.9	9.3	18	OB-21-189	2.1	4.7	10
OB-20-146	2.2	17.9	38	OB-21-296	2.0	7.7	15	OB-21-254	2.3	3.6	8





# HISTORICAL COMPILATION UNDERWAY MORE UPSIDE TO BE UNLOCKED

